




Broadcast 15/17 Set-Up Guide

(Clean beamsplitter with included yellow microfiber cloth)



5 Secure camera frame to tripod plate with 1.5" screw and nut.



Completed assembly of teleprompter with camera.



8

To balance the teleprompter, place a pen under the unit with the camera and all parts attached. Move back and forth to find the balance point. Attach your tripod quick release plate at this point.

